


Menu of Home Learning Activities

Tuesday 23rd June

Reading: Learn to read fluently by reading along to Please Do Not Sneeze.



Click on the link below to practise reading along to.

https://www.oxfordowl.co.uk/api/digital_books/1352.html

<https://www.oxfordowl.co.uk/for-home/library-page/?query=Please+Do+Not+Sneeze>

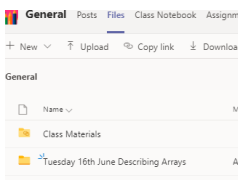
You will use this in phonics today.

Writing – Miss Fitzgerald will teach you how to plan a new downfall for the gingerbread man.

In the model text, the gingerbread man meets his downfall whilst crossing the river. How else could it happen?

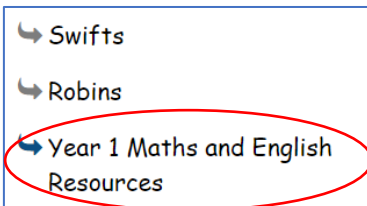
Have lots of fun thinking of all the sticky ends the gingerbread man might come to in your story!

Maths – Come and learn more about equal groups by sharing and see how this looks on bar models and part-whole models

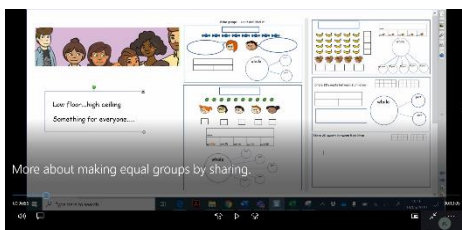


The video and worksheets are also in a folder in Teams Files: Monday 22nd June in case you have any problem here.

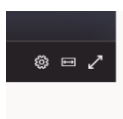
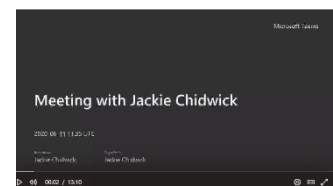
Watch the video we have recorded for you.



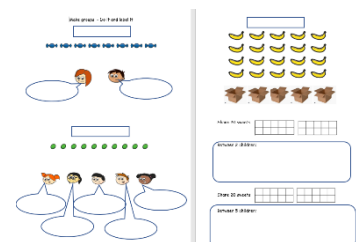
Go to the newly created Bramingham web page called 'Year 1 Maths and English Resources'. See left.



Then click on the picture (see left)
It may also appear as this picture:



This will take you directly to the video stream. When you get there, click on the double arrow to enlarge the screen.



Phonics -

'air' Graphemes Word Sort

'air' Graphemes Word Sort

1. There are different ways to spell the 'air' sound. Here are some words with different graphemes. Sort the words into the correct boxes below.

- care

wear

fairy
- pear

hare

hair
- chair

square

bear

air

are

ear

2. Now pick two words from the word box. Write one sentence for each word. Don't forget capital letters and full stops!













1

2

To learn 'are' care 'care and share' (another grapheme for air 'that's not fair').









Can you sort the graphemes (letters) for 'air'?

Opposite Verbs Bingo

 win (lose)	 open (close)	 start (stop)
 sleep (wake up)	 float (sink)	 throw (catch)
 sit (stand)	 break (repair)	 grow (shrink)
 lock (unlock)	 teach (learn)	 connect(separate)

Optional activity: Match opposite verbs and adjectives

You might like to play the opposite verbs bingo or match the opposite adjectives on the sheet.

 big	 fast
 open	 sour
 sweet	 cold
 slow	 empty

PE Have fun doing 'The Name Workout'. Could you try your sibling's name? How about your surname?

PE

what's your name?

100 activities for kids

A jump up & down 10 times

B spin around in a circle 5 times

C hop on one foot 5 times

D run to the nearest door and run back

E walk like a bear for a count of 5

F do 3 cartwheels

G do 10 jumping jacks

H hop like a frog 5 times

I balance on your left foot for a count of 10

J balance on your right foot for a count of 10

K march like a toy soldier for a count of 12

L pretend to jump rope for a count of 20

M do 3 somersaults

N pick up a ball without using your hands

O walk backwards 10 steps and stop back

P walk sideways 20 steps and stop back

Q pretend like a crab for a count of 10

R walk like a bear for a count of 5

S bend down and touch your toes 20 times

T pretend to pedal a bike with your hands for a count of 17

U sit on the floor with only your head

V flap your arms like a bird 25 times

W pretend to ride a horse for a count of 15

X try and touch the clouds

Y walk on your knees for a count of 10

Z do 10 push-ups