

# Menu of Home Learning Activities

Wednesday 24th June

## Reading: Learn to read fluently.

**The Gingerbread Man**

Once upon a time, a little old woman and a little old man lived by themselves in a little house by the side of a road.

One day the little old woman decided to make a special treat. "I will make a gingerbread man," she said.

So the little old woman made a gingerbread man and put him in the oven to bake. But before long, she heard a tiny voice calling, "Let me out! Let me out!"

The little old woman went to the oven to listen. Then she opened the oven door. The gingerbread man jumped right out! He skipped across the kitchen and ran straight outside.

The gingerbread man was on his way down the road before the little old woman and the little old man were out of the house. They couldn't run nearly as fast as him.

"Stop! We want to eat you. Stop little gingerbread man!" they cried, quite out of breath.

But the gingerbread man just sang.

"Run, run as fast as you can, you can't catch me I'm the gingerbread man!"

Soon the gingerbread man met a cow.

"Stop little man!" moored the cow. "You look very good to eat!"

But the gingerbread man just ran faster and he sang.

"Run, run as fast as you can, you can't catch me I'm the gingerbread man!"

The cow ran and ran, but she could not catch the little gingerbread man.

Farther down the road, the gingerbread man met a horse.

"Stop little man!" said the horse "You look very good to eat and I'm hungry!"

But the gingerbread man just ran faster. The horse galloped and galloped as fast as he could, but he wasn't fast enough to catch the gingerbread man.

"I have run away from a little old woman, a little old man and a cow," cried the gingerbread man. And he sang as he ran.

"Run, run as fast as you can, you can't catch me I'm the gingerbread man!"

The little gingerbread man ran on and on, going faster and faster. He was very proud of his running, and quite pleased with himself. At last he met a sly old fox. "Stop! Stop little man," said the fox, grinning and licking his lips. "I want to talk to you."

But the little gingerbread man didn't stop to listen. He just sang.

"Run, run as fast as you can, you can't catch me I'm the gingerbread man!"

The cunning old fox could run very fast indeed, and he ran after the gingerbread man. He followed him all the way down the path through the forest.

Before too long they came to a river. The gingerbread man didn't know what to do.

The cunning old fox wasn't far away. "I'll help you," he said, smiling to himself. "If you jump on my tail, I will take you across. You will be quite safe and dry."

So the little gingerbread man jumped onto the fox's tail and the fox began to swim across the river. Very soon the fox said, "You are too heavy for my tail. Jump onto my back."

The little gingerbread man jumped onto the fox's back. Very soon the fox said,

"Little gingerbread man, you are too heavy for my back. Why don't you jump onto my nose?"

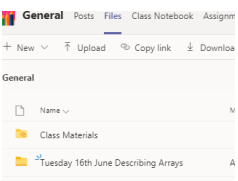
And the little gingerbread man jumped onto the fox's nose.

Finally they reached the other side of the river. The fox threw back his head and tossed the gingerbread man high in the air. Then down fell the gingerbread man and snog went the old fox. And that was the end of the gingerbread man.

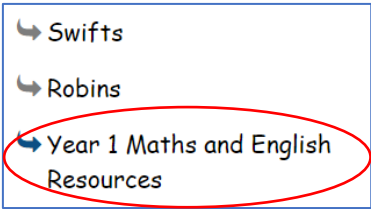
Practise reading our class text 'The Gingerbread Man' with fluency and expression, especially for the voices!

Writing – Miss Fitzgerald will teach you how to continue writing a new downfall for the gingerbread man. You will use yesterday's plan to write this section of your story.

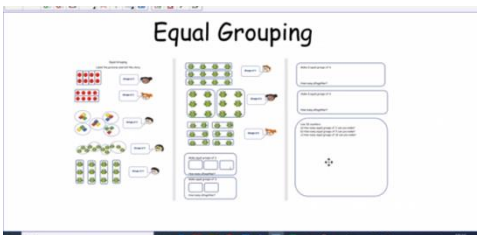
## Maths – Come and learn about equal grouping



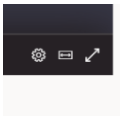
The video and worksheets are also in a folder in Teams Files: Wednesday 24th June in case you have any problem here. Watch the video we have recorded for you.



Go to the newly created Bramingham web page called 'Year 1 Maths and English Resources'. See left.




Then click on the picture (see left) It may also appear as this picture:



This will take you directly to the video stream. When you get there, click on the double arrow to enlarge the screen.



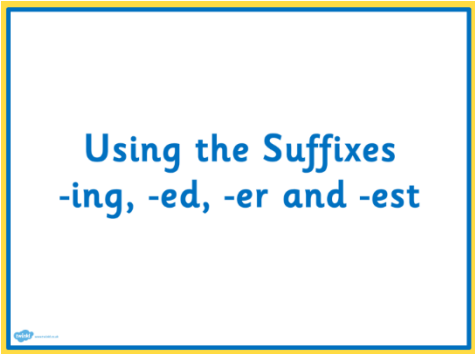


Phonics -  
To add ing, ed, and er

Look at our model text. Can you find any words ending in ing, ed or er? These endings are called suffixes.

Watch the video:

[https://www.youtube.com/watch?v=J1UwR97CUYY&list=PLr8\\_5HYa7f2LWsQ7WBxV0tdKEZ8YC3KOi](https://www.youtube.com/watch?v=J1UwR97CUYY&list=PLr8_5HYa7f2LWsQ7WBxV0tdKEZ8YC3KOi)



and talk about what you have learnt. Then complete the suffixes activity. You may also want to use the slides.

La Francais - French

Bonjour - Hello

Salut - Hi

Au revoir - Goodbye

Oui - Yes

D'accord - Okay

Non - no

Optional activity: French

Continue to learn key vocabulary (pages 1-4). Revise days of the week on pages 30-31.

PE  
Have fun doing 'The Name Workout'. Could you try your sibling's name? How about your surname?

