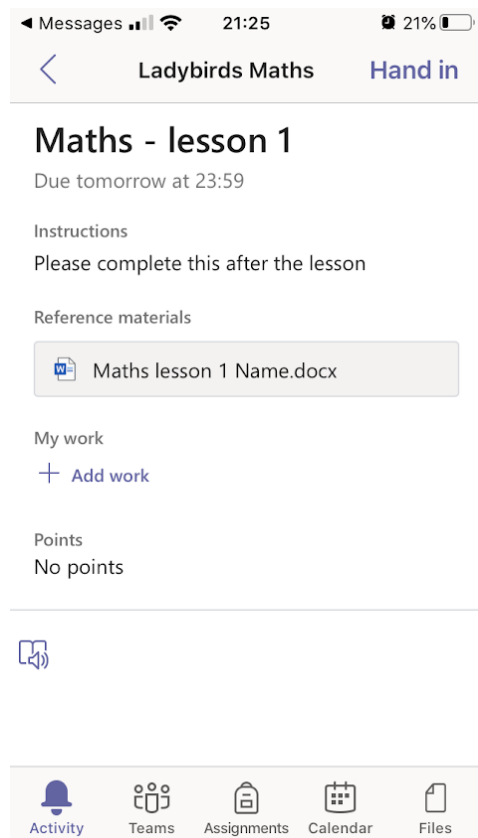


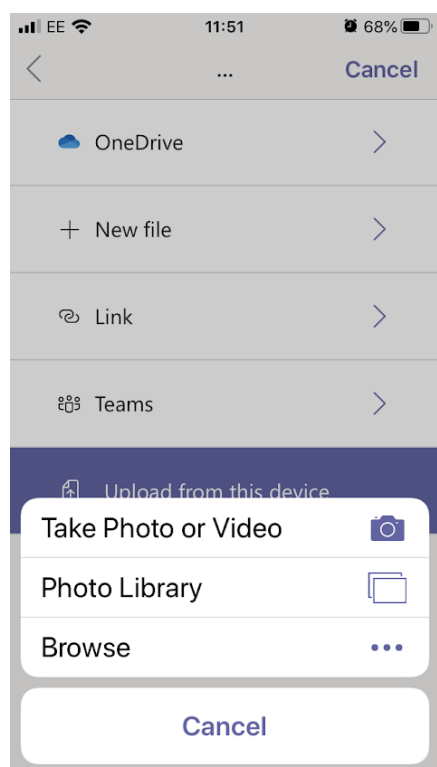
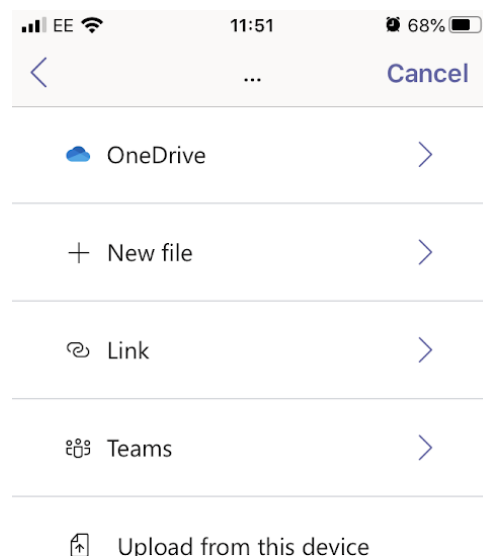
Submitting work from phone/ tablet with the TEAMS app logged in.



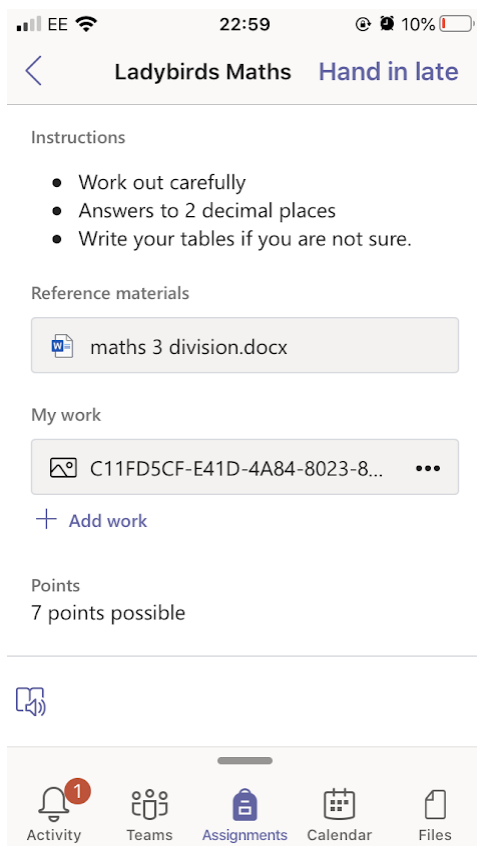
You go to **assignments** and select the assignment that you are wanting to complete. View it so that you know what you are doing – Complete the work in your book. Once you have done this you click add work.

Take a picture of your work (make sure that you can see everything that you have done). If necessary it can be more than one picture.

Once you add work you get these choices. Select upload from this device.



Then you could get the photo from your library or take the photo and select it.



You then see this and you can see that the photo is there and at the top it says 'hand in late' normally it just says hand in you click here and that it it.

Your teacher will see that you have handed it in and you will have feedback/marking comments sent bac to you via teams.