


Menu of Home Learning Activities

Monday 29th June

Reading: Learn to read fluently by reading along to Number Poems.



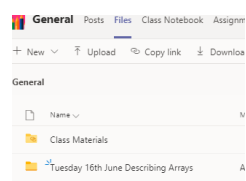
Click on the link below

https://www.oxfordowl.co.uk/api/digital_books/1352.html

Which is your favourite poem? Can you spot the digraphs we have learnt?

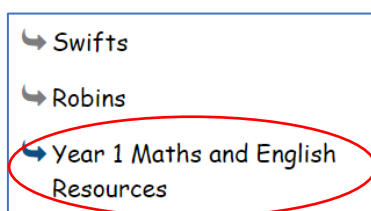
Writing - Miss Fitzgerald will teach you how to write the beginning of the story of The Gingerbread Man.

Maths - Come and learn about partitioning

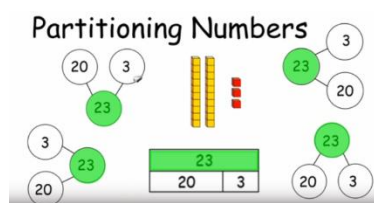


The video and worksheets are also in a folder in Teams Files: Monday 22nd June in case you have any problem here.

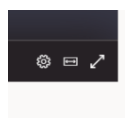
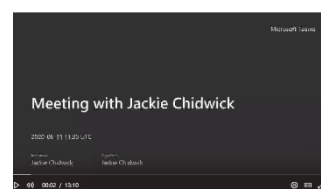
Watch the video we have recorded for you.



Go to the newly created Bramingham web page called 'Year 1 Maths and English Resources'. See left.



Then click on the picture (see left)
It may also appear as this picture:



This will take you directly to the video stream. When you get there, click on the double arrow to enlarge the screen.

Don't forget to Doodle!



Phonics - To learn ph, wh and kn

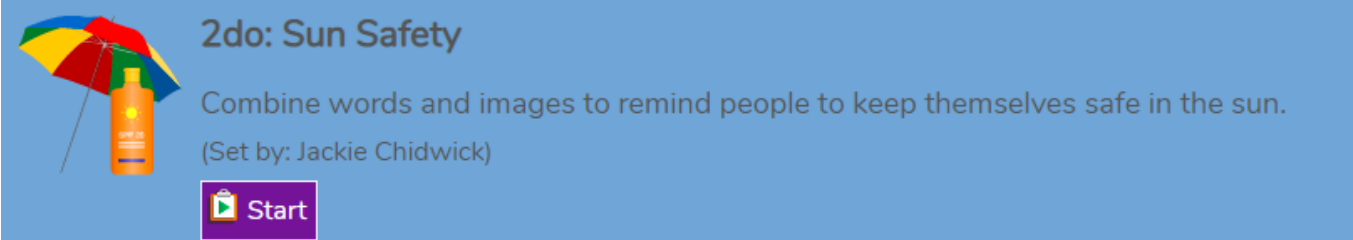
Read the words on the PowerPoint and complete the activity. Make 3 lists for wh, ph and kn. Can you write 3 words for each column?

Optional activities

Science on Purple Mash

There is a 2do set for you by special request!

You can watch video about sun safety at <https://www.youtube.com/watch?v=T7ghJsZug60> about George the sunsafe superstar and complete the 2do.

A blue rectangular graphic for a 2do activity titled '2do: Sun Safety'. On the left, there is an illustration of a colorful beach umbrella and a bottle of orange sun cream. The text in the center reads: '2do: Sun Safety', 'Combine words and images to remind people to keep themselves safe in the sun.', and '(Set by: Jackie Chidwick)'. At the bottom left, there is a purple button with a play icon and the word 'Start'.

Computing: Coding

Access Discovery Education Coding at:

<https://www.discoveryeducation.co.uk/what-we-offer/discovery-education-coding>

Log in: student35491

Password: bramcode

You will begin to work on unit 1b (Simple Inputs). Do Lesson 4 - Emergency!

PE

Have fun doing 'The Name Workout'. Could you try your sibling's name? How about your surname?

A colorful worksheet titled 'what's your name?' and 'fit activity for kids'. It lists 26 physical activities, each corresponding to a letter of the alphabet. The activities are: A: jump up & down 10 times; B: spin around in a circle 5 times; C: hop on one foot 5 times; D: run to the nearest door and run back; E: walk like a bear for a count of 5; F: do 3 cartwheels; G: do 10 jumping jacks; H: hop like a frog 8 times; I: balance on your left foot for a count of 10; J: balance on your right foot for a count of 10; K: march like a toy soldier for a count of 12; L: pretend to jump rope for a count of 20; M: do 3 somersaults; N: pick up a ball without using your hands; O: walk backwards 50 steps and skip back; P: walk sideways 20 steps and hop back; Q: crawl like a crab for a count of 10; R: walk like a bear for a count of 5; S: bend down and touch your toes 20 times; T: pretend to pedal a bike with your hands for a count of 12; U: roll a ball using only your head; V: flap your arms like a bird 25 times; W: pretend to ride a horse for a count of 15; X: try and touch the clouds for a count of 15; Y: walk on your knees for a count of 10; Z: do 10 push-ups. At the bottom, it says 'COPYRIGHT © 2010 BY THE NATIONAL ENDOWMENT FOR THE ARTS'.